

pēbēo

Product Sheet

06-05-2022 Page 1 sur 1

















650665 - FLUID PIGMENT 20 ML PINK

Bright, pigmented colour

Excellent resistance to light

Description	Colour pink Concentrated pigment for tinting resins and other techniques (solvent-based).
Quality	Fine
Based	Oil Solvent
Finish	2in1 PRODUCT - OPACITY AND TRANSPARENCY : Depending on the dosage, obtain opaque or transparent shades.
Target	Adult Student Amateur beginner Confirmed amateur
Colour	Pink
Lightfastness	***/I : Excellent
Instructions	READY-TO-USE PIGMENT: No need to mill the pigment yourself, mix a binder to get paint. Simply add a few drops of PIGMENT FLUID to your mixture to colour it. ECONOMICAL: The extra-concentrated composition of the product will be used for a multitude of applications. EASY TO USE: The dropper allows you to adjust your desired degree of opacity. VIVID AND INFINITE COLOURS: Colours can be mixed together to create effects and infinite shades. NATURAL ORIGIN: Fluid Pigment colours feature a minimum percentage of 25% of natural origin according to the standard ISO 16128.
Core Drying	Adding a few drops of PIGMENT FLUID does not affect the drying time of the product they are incorporated into.
Cleaning	Oudourless mineral spirit or White spirit
Application Tools	Directly through the cannula
Storage	Protect from frost and heat. Store vertically after opening. Nozzle upright,
Compatible Families	Mixed Media Fantasy Prisme Fantasy Moon Gédéo resin
Substitute Products	FLUID PIGMENT 20 ML WHITE FLUID PIGMENT 20 ML RED FLUID PIGMENT 20 ML GREEN
Vegan	Yes
Food Contact Testing	No
FAQ	HOW TO OBTAIN PASTEL TONES? The use of Fluid Pigment White in combination with the colours helps to soften them. HOW MUCH TO USE TO OBTAIN TRANSPARENT OR OPAQUE SHADES WITH GEDEO RESINS? To obtain transparent shades, it is generally necessary to use 1 drop of Fluid Pigment for a volume of gedéo resin ranging from 30ml to 180ml depending on the colours. To obtain opaque shades, an average of 5 drops of Fluid Pigment is required for 30ml of Gédéo resin. HOW TO OBTAIN HAMMER AND HONEYCOMB EFFECTS IN THE COLOUR OF YOUR CHOICE? To obtain hammered effects, simply take the Fantasy Moon Pearl product and add a few drops of Fluid Pigment to tint it with the desired colour. To obtain honeycomb effects, simply take the Fantasy Prism Shell White product and add a few drops of Fluid Pigment to tint it with the desired colour.

Legal Information

Regulatory pictograms	
Warning	WARNING
Danger Statements	Flammable liquid and vapour.
Made in	MADE IN FRANCE BY PÉBÉO
Adress	Pébéo CS 10106 -13881 GEMENOS CEDEX, France T: 33 (0)4 42 32 08 08
Anti-Poison Center (N° UFI)	8F70-30A5-V005-JGRN
Packaging Treatment	 
Communication Standards	Dangerous products. Comply with terms of use
SDS	 Download File - CN-FDS271.pdf
SDS	 Download File - DA-FDS271.pdf
SDS	 Download File - DE-FDS271.pdf
SDS	 Download File - EN-FDS271.pdf
SDS	 Download File - ES-FDS271.pdf
SDS	 Download File - FR-FDS271.pdf
SDS	 Download File - HU-FDS271.pdf
SDS	 Download File - IT-FDS271.pdf
SDS	 Download File - NL-FDS271.pdf
SDS	 Download File - NO-FDS271.pdf
SDS	 Download File - SV-FDS271.pdf

Recommendations: this information is given for information only. It is advisable to always carry out preliminary tests on the chosen support before starting work.

For more information on product safety and handling conditions, refer to the Safety Data Sheet available on the website.
<https://www.pebeo.com/Pebeo/Fiches-de-donnees-de-securit>

